



ग्रामीण गृहनिर्माण

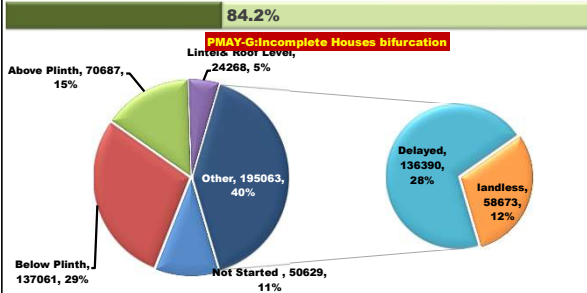
दैनिक प्रगती अहवाल :

२२.०८.२०२३


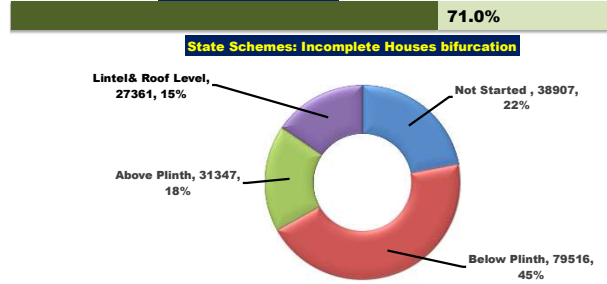
प्रधानमंत्री आवास योजना ग्रामीण – मंजूरी, पूर्ण घरकुले, हप्ते वितरण, भूमिहीन, आर्थिकदृष्ट्या अपुर्ण
राज्य पुरस्कृत ग्रामीण आवास योजना – मंजूरी, पूर्ण घरकुले, हप्ते वितरण, आर्थिकदृष्ट्या अपुर्ण

योजना	एकूण मंजूरी	दैनिक मंजूरी	एकूण पूर्ण	दैनिक पूर्ण घरकुले	दैनिक पहिला हप्ता वितरीत	दैनिक दुसरा हप्ता वितरीत	दैनिक तिसरा हप्ता वितरीत
प्रधानमंत्री आवास योजना ग्रामीण	१३९३१५९	०	११७३१२५	४०२	४८६	८५२	१५४८
राज्य योजना	६१०५९७	६१४	४३३४६६	४३६	२६१९	७४०	८४३
एकूण	२००३७५६	६१४	१६०६५९१	८३८	३१०५	१५९२	२३९१

PMAY-G Completion Progress Bar



State Schemes Progress Bar

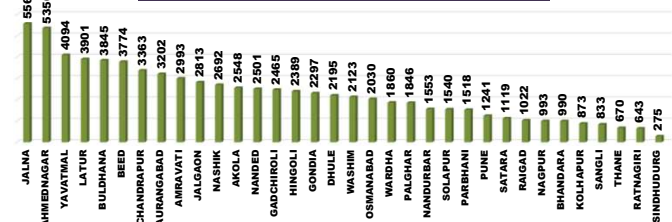


पहिला हप्ता मिळाल्यानंतर ३ महिने उलटूनही अपुर्ण घरकुले
पहिला हप्ता मिळाल्यानंतर ६ महिने उलटूनही अपुर्ण घरकुले
पहिला हप्ता मिळाल्यानंतर ९ महिने उलटूनही अपुर्ण घरकुले
पहिला हप्ता मिळाल्यानंतर १२ महिने उलटूनही अपुर्ण घरकुले
पहिला हप्ता मिळाल्यानंतर १८ महिने उलटूनही अपुर्ण घरकुले
पहिला हप्ता मिळाल्यानंतर १० दिवसानंतरही दुसरा हप्ता न मिळालेली घरकुले
दुसरा हप्ता मिळाल्यानंतर १० दिवसानंतरही तिसरा हप्ता न मिळालेली घरकुले
तिसरा हप्ता मिळाल्यानंतर १० दिवसानंतरही अपुर्ण घरांची संख्या

PMAY-G : House completion (Abhiyan Achievement)



State Schemes : House completion (Abhiyan Achievement)

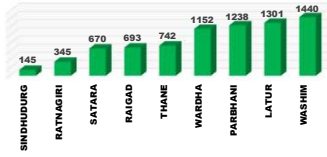


राज्य व्यवस्थापन कक्ष- ग्रामीण गृहनिर्माण

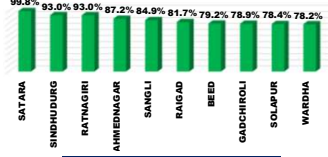
४ था मजला, दक्षिण कक्ष, सिडको भवन, सीबीडी बेलापूर, नवी मुंबई - ४०० ६१४.

Top and Bottom Ten Districts

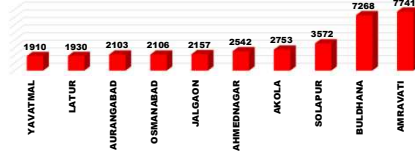
PMAY-G Delayed Houses TOP 10 Dist.



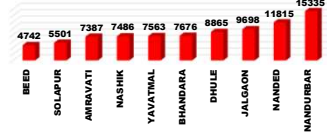
State Schemes Sanction TOP 10 Dist.



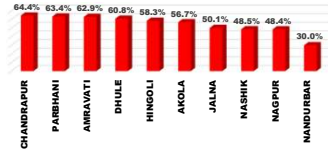
PMAY-G Remaining 1st Installments Bottom 10 Dist



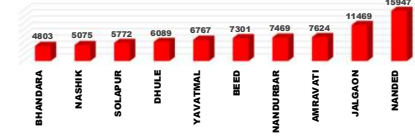
PMAY-G Delayed Houses Bottom 10 Dist.



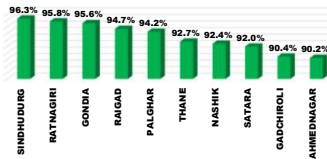
State Schemes Sanction Bottom 10 Dist.



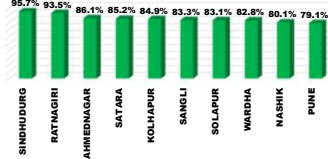
PMAY-G Remaining 2nd Installments Bottom 10 Dist



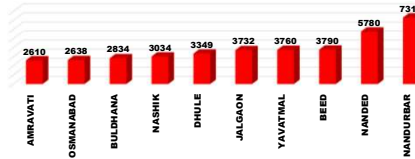
PMAY-G Completion TOP 10 Dist.



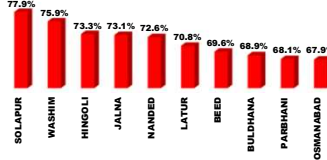
State Schemes Completion TOP 10 Dist.



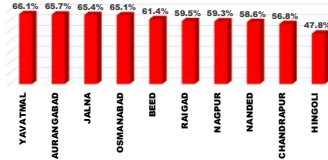
PMAY-G Remaining 3rd Installments Bottom 10 Dist



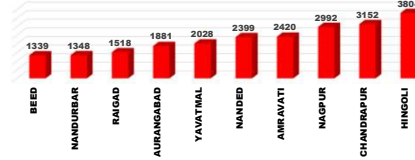
PMAY-G Completion Bottom 10 Dist.



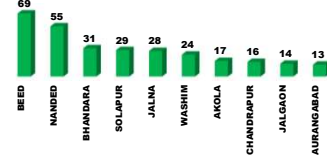
State Schemes Completion Bottom 10 Dist.



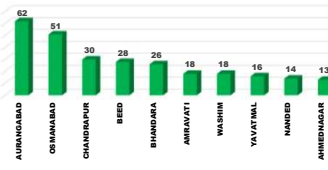
State Schemes Remaining 1st Installments Bottom 10 Dist



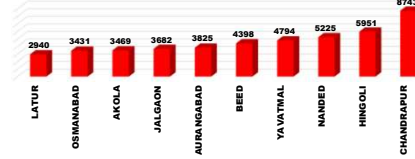
PMAY-G Daily Completion Top 10 Dist.



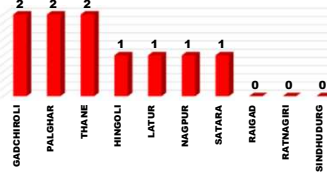
State Schemes Daily Completion Top 10 Dist.



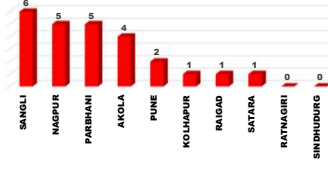
State Schemes Remaining 2nd Installments Bottom 10 Dist



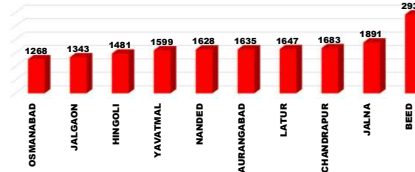
PMAY-G Daily Completion Bottom 10 Dist.



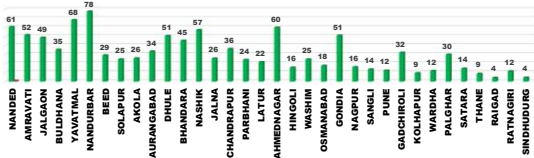
State Schemes Daily Completion Bottom 10 Dist.



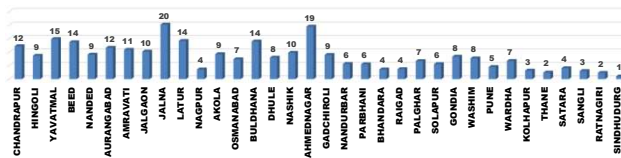
State Schemes Remaining 3rd Installments Bottom 10 Dist



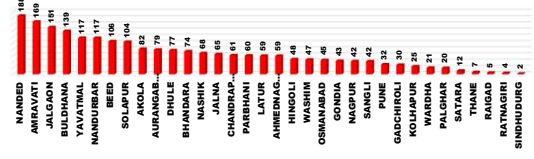
PMAY-G : Current Pace of Completion Per Day (Abhiyan)



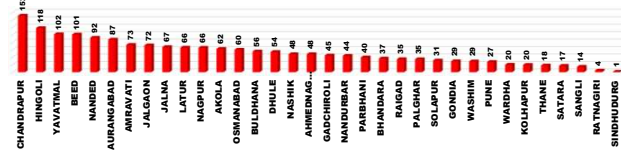
State Schemes : Current Pace of Completion Per Day (Abhiyan)



PMAY-G Required Pace of Completion Per Day



State Schemes Required Pace of Completion Per Day



प्रधानमंत्री आवास योजना ग्रामीण - मंजूरी (PWL+Awaas Plus)

Sr. No.	Division	Target (PWL+Awaas Plus)	21.08.2023	22.08.2023	Daily Achivement	Remaining
1	NASHIK DIV.	412019	411661	411653	0	366
2	AMRAVATI DIV.	270828	269270	269113	0	1715
3	AURANGABAD DIV.	236300	235418	235339	0	961
4	NAGPUR DIV.	289034	288226	288213	0	821
5	KONKAN DIV.	69517	69466	69466	0	51
6	PUNE DIV.	120610	119379	119375	0	1235
Total		1398308	1393420	1393159	0	5149

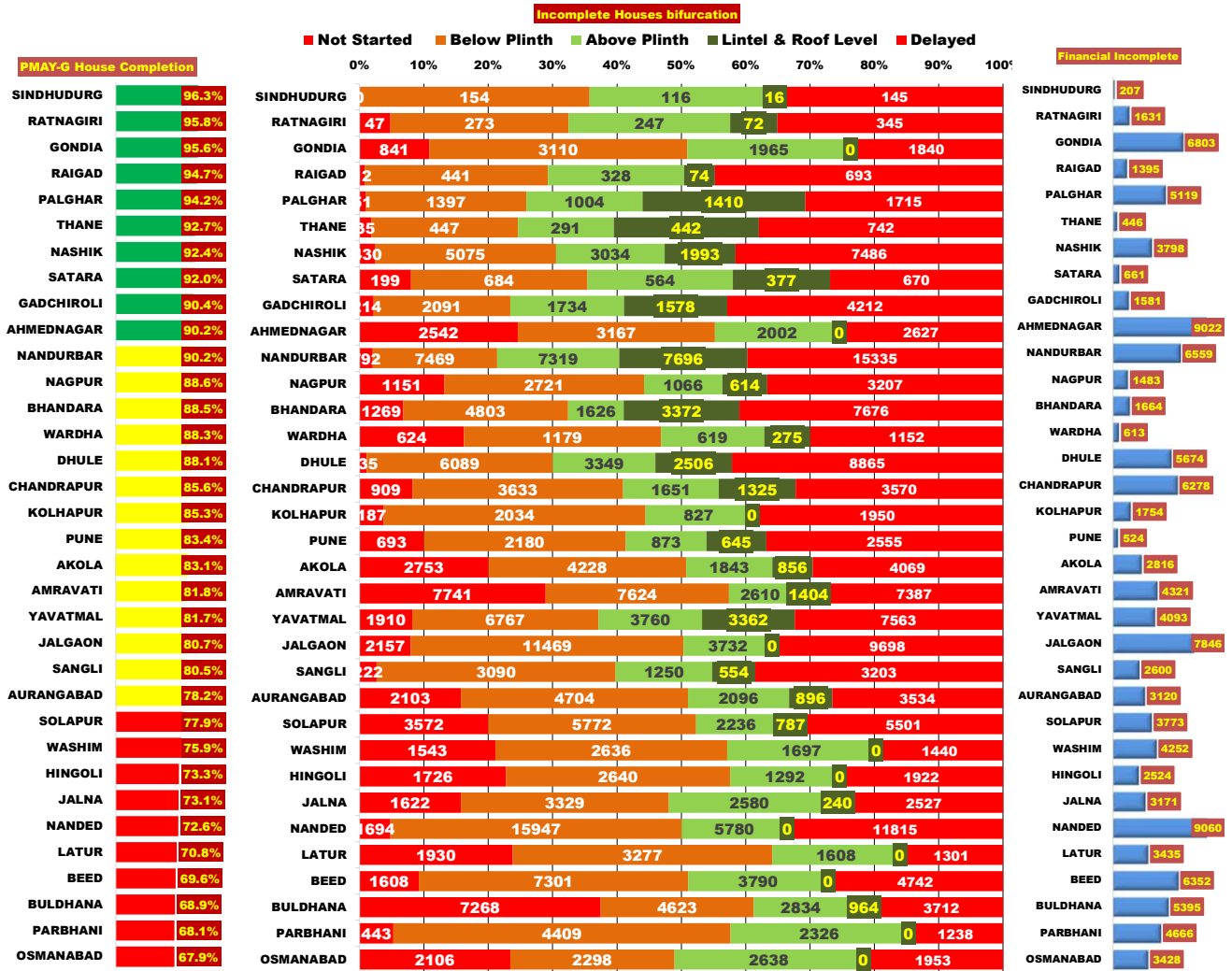
Sr. No.	District	Target (PWL+Awaas Plus)	21.08.2023	22.08.2023	Daily Achivement	Remaining
1	AHMEDNAGAR	60551	60467	60467	0	84
2	AKOLA	48598	48364	48364	0	234
3	AMRAVATI	93192	92740	92740	0	452
4	BHANDARA	64125	63880	63880	0	245
5	BULDHANA	44705	44669	44669	0	36
6	CHANDRAPUR	42516	42434	42434	0	82
7	DHULE	64664	64639	64639	0	25
8	GADCHIROLI	31635	31617	31617	0	18
9	GONDIA	95992	95895	95895	0	97
10	HINGOLI	18083	18083	18083	0	0
11	JALGAON	78561	78458	78458	0	103
12	JALNA	24035	24034	24034	0	1
13	KOLHAPUR	17410	17199	17199	0	211
14	LATUR	20415	20368	20368	0	47
15	NANDURBAR	118812	118784	118784	0	28
16	OSMANABAD	14309	14162	14162	0	147
17	PALGHAR	35188	35188	35188	0	0
18	PARBHANI	18917	18807	18807	0	110
19	PUNE	19230	19180	19180	0	50
20	RAIGAD	9821	9819	9819	0	2
21	RATNAGIRI	9804	9791	9791	0	13
22	SANGLI	21508	21342	21342	0	166
23	SINDHUDURG	5132	5096	5096	0	36
24	SOLAPUR	47755	47146	47146	0	609
25	THANE	9572	9572	9572	0	0
26	YAVATMAL	64233	63861	63861	0	372
27	NAGPUR	36720	36482	36481	-1	239
28	BEED	34984	34836	34834	-2	150
29	SATARA	14707	14512	14508	-4	199
30	NASHIK	89431	89313	89305	-8	126
31	WARDHA	18046	17918	17906	-12	140
32	NANDED	69191	68788	68770	-18	421
33	AURANGABAD	36366	36340	36281	-59	85
34	WASHIM	20100	19636	19479	-157	621
Total		1398308	1393420	1393159	0	5149

प्रधानमंत्री आवास योजना - ग्रामीण : भूमिहीन लाभार्थी अहवाल

Sr. No.	District	Google Sheet Report			AwaasSoft Report			
		Total Landless	Provided land	Remaining	Landless beneficiaries tagged in AwaasSoft	Landless beneficiaries provided land	Remaining Landless	Remaining Tag (provided land)
1	DHULE	18	18	0	18	18	0	0
2	GADCHIROLI	8	8	0	9	9	0	-1
3	GONDIA	2450	2450	0	2457	2329	128	121
4	KOLHAPUR	257	257	0	253	228	25	29
5	NANDURBAR	0	0	0	0	0	0	0
6	PALGHAR	11	11	0	11	11	0	0
7	RAIGAD	6	6	0	6	6	0	0
8	RATNAGIRI	23	23	0	23	23	0	0
9	SINDHUDURG	420	420	0	418	418	0	2
10	NANDED	354	322	32	372	263	109	59
11	THANE	112	80	32	118	60	58	20
12	BEED	212	125	87	364	66	298	59
13	SANGLI	338	214	124	352	142	210	72
14	SATARA	852	697	155	858	636	222	61
15	PARBHANI	307	63	244	300	54	246	9
16	NASHIK	1794	1471	323	1687	1162	525	309
17	PUNE	2069	1603	466	2062	867	1195	736
18	WARDHA	2352	1812	540	2393	1803	590	9
19	CHANDRAPUR	2456	1912	544	2502	1614	888	298
20	NAGPUR	4587	3707	880	4595	3546	1049	161
21	HINGOLI	1713	796	917	1713	466	1247	330
22	JALNA	1359	406	953	1374	85	1289	321
23	BHANDARA	5024	4002	1022	5025	4108	917	-106
24	LATUR	2184	1150	1034	2258	810	1448	340
25	JALGAON	22530	21460	1070	22585	20901	1684	559
26	WASHIM	3001	1684	1317	2950	1502	1448	182
27	AURANGABAD	3266	1700	1566	3208	1807	1401	-107
28	OSMANABAD	2258	531	1727	2330	56	2274	475
29	YAVATMAL	3584	1649	1935	3354	1519	1835	130
30	AKOLA	7278	5134	2144	7217	5179	2038	-45
31	AHMEDNAGAR	7586	5240	2346	7810	5117	2693	123
32	SOLAPUR	6559	3944	2615	6460	3262	3198	682
33	BULDHANA	15352	9266	6086	15705	9146	6559	120
34	AMRAVATI	20723	13727	6996	19838	12841	6997	886
	Total	121043	85888	35155	120625	80054	40571	6093

प्रधानमंत्री आवास योजना ग्रामीण - पूर्ण घरकूले

Sr. No.	Division	Sanction	21.08.2023	22.08.2023	Daily Achivement	Remaining	Avg. Completed Per Day From 20.11.22 to Today	To be Completed in Per Day till 30.11.23
1	AURANGABAD DIV.	235339	170028	170207	179	65132	228	651
2	NAGPUR DIV.	288213	261123	261183	60	27030	193	270
3	AMRAVATI DIV.	269113	213702	213760	58	55353	206	554
4	NASHIK DIV.	411653	364398	364452	54	47201	294	472
5	PUNE DIV.	119375	97853	97900	47	21475	74	215
6	KONKAN DIV.	69466	65619	65623	4	3843	59	38
Total		1393159	1172723	1173125	402	220034	1054	2200



प्रधानमंत्री आवास योजना ग्रामीण - पूर्ण घरकूले

Sr. No.	District	Sanction	21.08.2023	22.08.2023	Daily Achivement	Remaining	Completed & verified	To be Completed in Per Day till 30.11.23
1	BEED	34834	24171	24240	69	10594	22279	106
2	NANDED	68770	49896	49951	55	18819	47444	188
3	BHANDARA	63880	56475	56506	31	7374	52810	74
4	SOLAPUR	47146	36686	36715	29	10431	34779	104
5	JALNA	24034	17535	17563	28	6471	16263	65
6	WASHIM	19479	14763	14787	24	4692	14123	47
7	AKOLA	48364	40197	40214	17	8150	38684	82
8	CHANDRAPUR	42434	36310	36326	16	6108	34916	61
9	JALGAON	78458	63311	63325	14	15133	61174	151
10	AURANGABAD	36281	28342	28355	13	7926	26482	79
11	NASHIK	89305	82513	82525	12	6780	78773	68
12	AHMEDNAGAR	60467	54547	54558	11	5909	53674	59
13	NANDURBAR	118784	107097	107108	11	11676	95508	117
14	SANGLI	21342	17180	17190	10	4152	16226	42
15	PARBHANI	18807	12792	12801	9	6006	12183	60
16	YAVATMAL	63861	52173	52181	8	11680	48062	117
17	GONDIA	95895	91629	91636	7	4259	90989	43
18	AMRAVATI	92740	75813	75819	6	16921	73361	169
19	DHULE	64639	56930	56936	6	7703	52460	77
20	KOLHAPUR	17199	14659	14663	4	2536	14216	25
21	BULDHANA	44669	30756	30759	3	13910	28980	139
22	OSMANABAD	14162	9618	9621	3	4541	8323	45
23	PUNE	19180	15986	15989	3	3191	14789	32
24	WARDHA	17906	15815	15818	3	2088	15209	21
25	GADCHIROLI	31617	28589	28591	2	3026	26000	30
26	PALGHAR	35188	33161	33163	2	2025	31326	20
27	THANE	9572	8874	8876	2	696	8357	7
28	HINGOLI	18083	13249	13250	1	4833	12695	48
29	LATUR	20368	14425	14426	1	5942	13890	59
30	NAGPUR	36481	32305	32306	1	4175	30929	42
31	SATARA	14508	13342	13343	1	1165	12684	12
32	RAIGAD	9819	9297	9297	0	522	8964	5
33	RATNAGIRI	9791	9382	9382	0	409	9152	4
34	SINDHUDURG	5096	4905	4905	0	191	4810	2
Total		1393159	1172723	1173125	402	220034	1110514	2200

राज्यपुरस्कृत आवास योजना ग्रामीण - मंजूरी

Sr. No.	Division	Target	21.08.2023	22.08.2023	Daily Achivement	Sanction %	Remaining	Sanction State Rank
1	AURANGABAD DIV.	269235	177857	178201	344	66.2%	91034	6
2	NAGPUR DIV.	163668	109124	109304	180	66.8%	54364	4
3	KONKAN DIV.	44680	35049	35121	72	78.6%	9559	1
4	NASHIK DIV.	207115	119319	119336	17	57.6%	87779	5
5	AMRAVATI DIV.	156577	103990	103991	1	66.4%	52586	3
6	PUNE DIV.	79398	64644	64644	0	81.4%	14754	2
Total		920673	609983	610597	614	66.3%	310076	

Sr. No.	District	Target	21.08.2023	22.08.2023	Daily Achivement	Sanction %	Remaining	Sanction State Rank
1	HINGOLI	38798	22317	22638	321	58.3%	16160	25
2	NAGPUR	33291	15948	16105	157	48.4%	17186	14
3	THANE	8574	5865	5936	71	69.2%	2638	2
4	PARBHANI	28616	18107	18130	23	63.4%	10486	18
5	CHANDRAPUR	54555	35126	35143	17	64.4%	19412	34
6	JALGAON	34417	25749	25765	16	74.9%	8652	29
7	GADCHIROLI	20609	16257	16262	5	78.9%	4347	15
8	AHMEDNAGAR	39938	34808	34809	1	87.2%	5129	33
9	BULDHANA	28967	20426	20427	1	70.5%	8540	23
10	GONDIA	18712	13869	13870	1	74.1%	4842	12
11	RAIGAD	10569	8637	8638	1	81.7%	1931	5
12	AKOLA	34781	19717	19717	0	56.7%	15064	22
13	AMRAVATI	36242	22779	22779	0	62.9%	13463	26
14	AURANGABAD	36954	25516	25516	0	69.0%	11438	28
15	BEED	33057	26166	26166	0	79.2%	6891	30
16	BHANDARA	21794	16429	16429	0	75.4%	5365	16
17	DHULE	31410	19105	19105	0	60.8%	12305	20
18	JALNA	38892	19469	19469	0	50.1%	19423	21
19	KOLHAPUR	16830	12904	12904	0	76.7%	3926	10
20	LATUR	35747	26710	26710	0	74.7%	9037	31
21	NANDED	34410	22325	22325	0	64.9%	12085	24
22	NANDURBAR	51420	15418	15418	0	30.0%	36002	13
23	NASHIK	49930	24239	24239	0	48.5%	25691	27
24	OSMANABAD	22761	17247	17247	0	75.8%	5514	17
25	PALGHAR	16073	11748	11748	0	73.1%	4325	9
26	PUNE	17336	13138	13138	0	75.8%	4198	11
27	RATNAGIRI	7197	6690	6690	0	93.0%	507	3
28	SANGLI	10132	8604	8604	0	84.9%	1528	4
29	SATARA	11532	11513	11513	0	99.8%	19	8
30	SINDHUDURG	2267	2109	2109	0	93.0%	158	1
31	SOLAPUR	23568	18485	18485	0	78.4%	5083	19
32	WARDHA	14707	11495	11495	0	78.2%	3212	7
33	WASHIM	15828	10987	10987	0	69.4%	4841	6
34	YAVATMAL	40759	30081	30081	0	73.8%	10678	32
Total		920673	609983	610597	614	66.3%	310076	

राज्यपुरस्कृत आवास योजना ग्रामीण - प्रलंबीत मंजूरी

Sr. No.	Division	रमाई आवास योजना	शबरी आवास योजना	आदीम आवास योजना	पारधी आवास योजना	य.च.मु.व योजना	धनगर आवास योजना	एकूण
1	KONKAN DIV.	1470	8039	25	3	22	0	9559
2	PUNE DIV.	10892	3622	4	55	20	161	14754
3	AMRAVATI DIV.	31991	20120	194	9	239	33	52586
4	NAGPUR DIV.	27654	24565	222	2	1894	27	54364
5	NASHIK DIV.	21454	66156	61	20	59	29	87779
6	AURANGABAD DIV.	61962	27674	238	26	294	840	91034
	Total	155423	150176	744	115	2528	1090	310076

Sr. No.	District	रमाई आवास योजना	शबरी आवास योजना	आदीम आवास योजना	पारधी आवास योजना	य.च.मु.व योजना	धनगर आवास योजना	एकूण
1	SATARA	19	0	0	0	0	0	19
2	SINDHUDURG	128	14	16	0	0	0	158
3	RATNAGIRI	400	84	0	1	22	0	507
4	SANGLI	1486	30	0	12	0	0	1528
5	RAIGAD	522	1407	0	2	0	0	1931
6	THANE	321	2311	6	0	0	0	2638
7	WARDHA	888	2220	104	0	0	0	3212
8	KOLHAPUR	3730	35	0	0	0	161	3926
9	PUNE	844	3316	4	14	20	0	4198
10	PALGHAR	99	4223	3	0	0	0	4325
11	GADCHIROLI	1078	3243	26	0	0	0	4347
12	WASHIM	3625	1216	0	0	0	0	4841
13	GONDIA	3242	1585	0	0	0	15	4842
14	SOLAPUR	4813	241	0	29	0	0	5083
15	AHMEDNAGAR	2654	2475	0	0	0	0	5129
16	BHANDARA	3871	1446	0	0	36	12	5365
17	OSMANABAD	5111	264	0	0	139	0	5514
18	BEED	5587	1298	0	6	0	0	6891
19	BULDHANA	5765	2742	0	0	0	33	8540
20	JALGAON	3578	5041	0	4	0	29	8652
21	LATUR	7200	933	0	4	67	833	9037
22	PARBHANI	7664	2741	0	0	81	0	10486
23	YAVATMAL	5759	4651	194	1	73	0	10678
24	AURANGABAD	7172	4260	0	6	0	0	11438
25	NANDED	5222	6617	238	8	0	0	12085
26	DHULE	3860	8386	0	0	59	0	12305
27	AMRAVATI	5253	8037	0	7	166	0	13463
28	AKOLA	11589	3474	0	1	0	0	15064
29	HINGOLI	7027	9133	0	0	0	0	16160
30	NAGPUR	12087	5095	0	0	4	0	17186
31	CHANDRAPUR	6488	10976	92	2	1854	0	19412
32	JALNA	16979	2428	0	2	7	7	19423
33	NASHIK	10415	15209	61	6	0	0	25691
34	NANDURBAR	947	35045	0	10	0	0	36002
	Total	155423	150176	744	115	2528	1090	310076

राज्यपुरस्कृत आवास योजना ग्रामीण - पूर्ण घरकूले

Sr. No.	Division	Sanction	21.08.2023	22.08.2023	Daily Achivement	Completion %	Remaining	To be Completed in Per Day till 30.11.23
1	AURANGABAD DIV.	178201	114793	114985	192	64.5%	63216	632
2	NAGPUR DIV.	109304	74426	74513	87	68.2%	34791	348
3	AMRAVATI DIV.	103991	71734	71801	67	69.0%	32190	322
4	NASHIK DIV.	119336	92612	92666	54	77.7%	26670	267
5	KONKAN DIV.	35121	25812	25830	18	73.5%	9291	93
6	PUNE DIV.	64644	53653	53671	18	83.0%	10973	110
	Total	610597	433030	433466	436	71.0%	177131	1771

Sr. No.	District	Sanction	21.08.2023	22.08.2023	Daily Achivement	Completion %	Remaining	To be Completed in Per Day till 30.11.23
1	AURANGABAD	25516	16713	16775	62	65.7%	8741	87
2	OSMANABAD	17247	11171	11222	51	65.1%	6025	60
3	CHANDRAPUR	35143	19938	19968	30	56.8%	15175	152
4	BEED	26166	16029	16057	28	61.4%	10109	101
5	BHANDARA	16429	12735	12761	26	77.7%	3668	37
6	AMRAVATI	22779	15436	15454	18	67.8%	7325	73
7	WASHIM	10987	8084	8102	18	73.7%	2885	29
8	YAVATMAL	30081	19876	19892	16	66.1%	10189	102
9	NANDED	22325	13076	13090	14	58.6%	9235	92
10	AHMEDNAGAR	34809	29969	29982	13	86.1%	4827	48
11	NASHIK	24239	19391	19404	13	80.1%	4835	48
12	DHULE	19105	13672	13684	12	71.6%	5421	54
13	BULDHANA	20427	14860	14871	11	72.8%	5556	56
14	HINGOLI	22638	10800	10811	11	47.8%	11827	118
15	JALNA	19469	12722	12733	11	65.4%	6736	67
16	GONDIA	13870	10937	10947	10	78.9%	2923	29
17	LATUR	26710	20121	20131	10	75.4%	6579	66
18	THANE	5936	4131	4141	10	69.8%	1795	18
19	GADCHIROLI	16262	11765	11774	9	72.4%	4488	45
20	JALGAON	25765	18570	18578	8	72.1%	7187	72
21	NANDURBAR	15418	11010	11018	8	71.5%	4400	44
22	SOLAPUR	18485	15348	15356	8	83.1%	3129	31
23	PALGHAR	11748	8269	8276	7	70.4%	3472	35
24	WARDHA	11495	9507	9514	7	82.8%	1981	20
25	SANGLI	8604	7157	7163	6	83.3%	1441	14
26	NAGPUR	16105	9544	9549	5	59.3%	6556	66
27	PARBHANI	18130	14161	14166	5	78.1%	3964	40
28	AKOLA	19717	13478	13482	4	68.4%	6235	62
29	PUNE	13138	10388	10390	2	79.1%	2748	27
30	KOLHAPUR	12904	10951	10952	1	84.9%	1952	20
31	RAIGAD	8638	5141	5142	1	59.5%	3496	35
32	SATARA	11513	9809	9810	1	85.2%	1703	17
33	RATNAGIRI	6690	6252	6252	0	93.5%	438	4
34	SINDHUDURG	2109	2019	2019	0	95.7%	90	1
	Total	610597	433030	433466	436	71.0%	177131	1771

राज्य योजना अपूर्ण घरकुले

Sr. No.	Division	रमाई आवास योजना	शबरी आवास योजना	आदीम आवास योजना	पारधी आवास योजना	य.च.मु.व योजना	धनगर आवास योजना	एकूण
1	KONKAN DIV.	1069	7616	586	0	8	12	9291
2	PUNE DIV.	9479	962	56	58	54	364	10973
3	NASHIK DIV.	12155	14181	25	126	20	163	26670
4	AMRAVATI DIV.	17766	10911	2244	212	1001	56	32190
5	NAGPUR DIV.	11082	18658	686	23	4332	10	34791
6	AURANGABAD DIV.	53738	8894	47	63	376	98	63216
Total		105289	61222	3644	482	5791	703	177131

Sr. No.	District	रमाई आवास योजना	शबरी आवास योजना	आदीम आवास योजना	पारधी आवास योजना	य.च.मु.व योजना	धनगर आवास योजना	एकूण
1	SINDHUDURG	89	1	0	0	0	0	90
2	RATNAGIRI	405	21	4	0	8	0	438
3	AHMEDNAGAR	2634	2157	0	16	20	0	4827
4	SATARA	1630	40	0	0	33	0	1703
5	KOLHAPUR	1556	12	0	0	20	364	1952
6	SANGLI	1430	7	0	4	0	0	1441
7	SOLAPUR	3040	80	0	8	1	0	3129
8	WARDHA	1189	639	152	1	0	0	1981
9	NASHIK	2606	2174	25	30	0	0	4835
10	PUNE	1823	823	56	46	0	0	2748
11	GONDIA	1440	1483	0	0	0	0	2923
12	PARBHANI	3305	490	0	0	169	0	3964
13	BHANDARA	1578	1270	0	0	810	10	3668
14	LATUR	6439	140	0	0	0	0	6579
15	WASHIM	1884	996	0	2	0	3	2885
16	BULDHANA	4994	492	0	17	0	53	5556
17	GADCHIROLI	1401	2797	290	0	0	0	4488
18	JALGAON	3450	3508	0	66	0	163	7187
19	DHULE	2437	2970	0	14	0	0	5421
20	NANDURBAR	1028	3372	0	0	0	0	4400
21	PALGHAR	66	3273	133	0	0	0	3472
22	THANE	262	1279	254	0	0	0	1795
23	AKOLA	4895	1305	0	35	0	0	6235
24	AMRAVATI	3580	3568	0	28	149	0	7325
25	YAVATMAL	2413	4550	2244	130	852	0	10189
26	AURANGABAD	7371	1363	0	7	0	0	8741
27	JALNA	6501	79	0	7	51	98	6736
28	OSMANABAD	5746	82	0	41	156	0	6025
29	BEED	9612	489	0	8	0	0	10109
30	RAIGAD	247	3042	195	0	0	12	3496
31	NAGPUR	877	5665	0	6	8	0	6556
32	NANDED	8739	449	47	0	0	0	9235
33	CHANDRAPUR	4597	6804	244	16	3514	0	15175
34	HINGOLI	6025	5802	0	0	0	0	11827
Total		105289	61222	3644	482	5791	703	177131

प्रधानमंत्री आवास योजना ग्रामीण - हप्ते वितरण

Sr. No.	Division	1st Installment (Daily Achivement)	1st Installment Remaining	2nd Installment (Daily Achivement)	2nd Installment Remaining	3rd Installment (Daily Achivement)	3rd Installment Remaining
1	AURANGABAD DIV.	154	13232	310	43905	521	22110
2	AMRAVATI DIV.	222	21215	186	25878	387	12744
3	NASHIK DIV.	22	6156	216	33269	313	19436
4	PUNE DIV.	34	4873	98	13760	199	5750
5	NAGPUR DIV.	46	5008	35	17537	96	8661
6	KONKAN DIV.	8	145	7	2712	32	1986
Total		486	50629	852	137061	1548	70687

PMAY-G 1st Ins Pending

SINDHUDURG	0
RAIGAD	12
THANE	35
RATNAGIRI	47
PALGHAR	51
KOLHAPUR	187
SATARA	199
GADCHIROLI	214
SANGLI	222
DHULE	235
NASHIK	430
PARBHANI	443
WARDHA	624
PUNE	693
NANDURBAR	792
GONDIA	841
CHANDRAPUR	909
NAGPUR	1151
BHANDARA	1269
WASHIM	1543
BEED	1608
JALNA	1622
NANDED	1694
HINGOLI	1726
YAVATMAL	1910
LATUR	1930
AURANGABAD	2103
OSMANABAD	2106
JALGAON	2157
AHMEDNAGAR	2542
AKOLA	2753
SOLAPUR	3572
BULDHANA	7268
AMRAVATI	7741

PMAY-G 2nd Ins Pending

SINDHUDURG	154
RATNAGIRI	273
RAIGAD	441
THANE	447
SATARA	684
WARDHA	1179
PALGHAR	1397
KOLHAPUR	2034
GADCHIROLI	2091
PUNE	2180
OSMANABAD	2298
WASHIM	2636
HINGOLI	2640
NAGPUR	2721
SANGLI	3090
GONDIA	3110
AHMEDNAGAR	3167
LATUR	3277
JALNA	3329
CHANDRAPUR	3633
AKOLA	4228
PARBHANI	4409
BULDHANA	4623
AURANGABAD	4704
BHANDARA	4803
NASHIK	5075
SOLAPUR	5772
DHULE	6089
YAVATMAL	6767
BEED	7301
NANDURBAR	7469
AMRAVATI	7624
JALGAON	11469
NANDED	15947

PMAY-G 3rd Ins Pending

SINDHUDURG	116
RATNAGIRI	247
THANE	291
RAIGAD	328
SATARA	564
WARDHA	619
KOLHAPUR	827
PUNE	873
PALGHAR	1004
NAGPUR	1066
SANGLI	1250
HINGOLI	1292
LATUR	1608
BHANDARA	1626
CHANDRAPUR	1651
WASHIM	1697
GADCHIROLI	1734
AKOLA	1843
GONDIA	1965
AHMEDNAGAR	2002
AURANGABAD	2096
SOLAPUR	2236
PARBHANI	2326
JALNA	2580
AMRAVATI	2610
OSMANABAD	2638
BULDHANA	2834
NASHIK	3034
DHULE	3349
JALGAON	3732
YAVATMAL	3760
BEED	3790
NANDED	5780
NANDURBAR	7319

प्रधानमंत्री आवास योजना ग्रामीण - हप्ते वितरण

Sr. No.	District	1st Installment (Daily Achievement)	1st Installment Remaining	2nd Installment (Daily Achievement)	2nd Installment Remaining	3rd Installment (Daily Achievement)	3rd Installment Remaining
1	NANDED	49	1694	144	15947	158	5780
2	YAVATMAL	25	1910	75	6767	173	3760
3	JALGAON	14	2157	102	11469	114	3732
4	WASHIM	38	1543	29	2636	94	1697
5	AKOLA	85	2753	25	4228	36	1843
6	AURANGABAD	26	2103	41	4704	69	2096
7	AMRAVATI	63	7741	17	7624	42	2610
8	AHMEDNAGAR	4	2542	29	3167	88	2002
9	SOLAPUR	30	3572	41	5772	50	2236
10	PARBHANI	23	443	27	4409	69	2326
11	NANDURBAR	0	792	50	7469	66	7319
12	JALNA	1	1622	28	3329	80	2580
13	SATARA	1	199	28	684	67	564
14	BULDHANA	11	7268	40	4623	42	2834
15	BEED	5	1608	26	7301	51	3790
16	NASHIK	4	430	34	5075	43	3034
17	HINGOLI	20	1726	12	2640	42	1292
18	CHANDRAPUR	6	909	13	3633	43	1651
19	LATUR	0	1930	22	3277	38	1608
20	OSMANABAD	30	2106	10	2298	14	2638
21	PUNE	0	693	4	2180	47	873
22	WARDHA	31	624	5	1179	7	619
23	PALGHAR	7	51	3	1397	23	1004
24	BHANDARA	6	1269	11	4803	15	1626
25	KOLHAPUR	3	187	16	2034	13	827
26	NAGPUR	3	1151	5	2721	24	1066
27	SANGLI	0	222	9	3090	22	1250
28	RAIGAD	0	12	3	441	8	328
29	GONDIA	0	841	0	3110	6	1965
30	DHULE	0	235	1	6089	2	3349
31	GADCHIROLI	0	214	1	2091	1	1734
32	RATNAGIRI	1	47	0	273	1	247
33	SINDHUDURG	0	0	1	154	0	116
34	THANE	0	35	0	447	0	291
	Total	486	50629	852	137061	1548	70687

राज्यपुरस्कृत आवास योजना ग्रामीण - हप्ते वितरण

Sr. No.	Division	1st Installment (Daily Achivement)	1st Installment Remaining	2nd Installment (Daily Achivement)	2nd Installment Remaining	3rd Installment (Daily Achivement)	3rd Installment Remaining
1	AURANGABAD DIV.	591	13149	350	30496	403	13491
2	NAGPUR DIV.	986	8839	112	16765	146	4263
3	AMRAVATI DIV.	611	6070	71	14388	112	5093
4	NASHIK DIV.	298	5432	172	10575	116	5417
5	PUNE DIV.	107	2709	16	4188	43	1799
6	KONKAN DIV.	26	2708	19	3104	23	1284
Total		2619	38907	740	79516	843	31347

State Schemes 1st Ins Pending

SINDHUDURG	4
RATNAGIRI	42
PALGHAR	151
SANGLI	165
WARDHA	419
BULDHANA	468
WASHIM	509
KOLHAPUR	520
PUNE	525
GONDIA	569
SOLAPUR	577
AKOLA	645
PARBHANI	687
AHMEDNAGAR	794
BHANDARA	822
DHULE	822
JALNA	869
GADCHIROLI	885
SATARA	922
LATUR	982
THANE	993
OSMANABAD	1188
NASHIK	1209
JALGAON	1259
BEED	1339
NANDURBAR	1348
RAIGAD	1518
AURANGABAD	1881
YAVATMAL	2028
NANDED	2399
AMRAVATI	2420
NAGPUR	2992
CHANDRAPUR	3152
HINGOLI	3804

State Schemes 2nd Ins Pending

SINDHUDURG	53
RATNAGIRI	115
THANE	271
SATARA	304
SANGLI	679
NANDURBAR	719
PUNE	884
WARDHA	897
KOLHAPUR	963
RAIGAD	1028
SOLAPUR	1358
GONDIA	1375
WASHIM	1456
BHANDARA	1469
GADCHIROLI	1489
NASHIK	1605
PALGHAR	1637
BULDHANA	1776
DHULE	1899
PARBHANI	2246
JALNA	2480
AHMEDNAGAR	2670
NAGPUR	2792
AMRAVATI	2893
LATUR	2940
OSMANABAD	3431
AKOLA	3469
JALGAON	3682
AURANGABAD	3825
BEED	4398
YAVATMAL	4794
NANDED	5225
HINGOLI	5951
CHANDRAPUR	8743

State Schemes 3rd Ins Pending

SINDHUDURG	22
RATNAGIRI	88
THANE	157
SATARA	198
KOLHAPUR	261
WARDHA	276
SANGLI	289
NAGPUR	351
BHANDARA	368
RAIGAD	443
PUNE	468
GONDIA	559
PALGHAR	574
SOLAPUR	583
WASHIM	704
AMRAVATI	776
NASHIK	812
NANDURBAR	838
AKOLA	944
PARBHANI	1006
GADCHIROLI	1026
BULDHANA	1070
AHMEDNAGAR	1191
DHULE	1233
OSMANABAD	1268
JALGAON	1343
HINGOLI	1481
YAVATMAL	1599
NANDED	1628
AURANGABAD	1635
LATUR	1647
CHANDRAPUR	1683
JALNA	1891
BEED	2935

राज्यपुरस्कृत आवास योजना ग्रामीण -हप्ते वितरण

Sr. No.	District	1st Installment (Daily Achivement)	1st Installment Remaining	2nd Installment (Daily Achivement)	2nd Installment Remaining	3rd Installment (Daily Achivement)	3rd Installment Remaining
1	NAGPUR	554	2992	10	2792	13	351
2	HINGOLI	286	3804	83	5951	87	1481
3	CHANDRAPUR	275	3152	78	8743	99	1683
4	YAVATMAL	205	2028	42	4794	62	1599
5	AMRAVATI	266	2420	2	2893	12	776
6	JALGAON	85	1259	136	3682	51	1343
7	AURANGABAD	58	1881	88	3825	118	1635
8	NANDED	111	2399	50	5225	61	1628
9	NASHIK	163	1209	14	1605	27	812
10	AKOLA	113	645	4	3469	16	944
11	LATUR	32	982	53	2940	44	1647
12	BHANDARA	115	822	0	1469	0	368
13	AHMEDNAGAR	49	794	22	2670	28	1191
14	BEED	42	1339	25	4398	23	2935
15	JALNA	15	869	28	2480	28	1891
16	PUNE	59	525	1	884	11	468
17	PARBHANI	35	687	10	2246	22	1006
18	SATARA	40	922	3	304	11	198
19	OSMANABAD	12	1188	13	3431	20	1268
20	GADCHIROLI	27	885	5	1489	11	1026
21	WASHIM	23	509	14	1456	5	704
22	RAIGAD	6	1518	15	1028	19	443
23	GONDIA	9	569	17	1375	13	559
24	SOLAPUR	8	577	8	1358	16	583
25	BULDHANA	4	468	9	1776	17	1070
26	PALGHAR	19	151	3	1637	2	574
27	WARDHA	6	419	2	897	10	276
28	DHULE	0	822	0	1899	8	1233
29	SANGLI	0	165	1	679	4	289
30	KOLHAPUR	0	520	3	963	1	261
31	NANDURBAR	1	1348	0	719	2	838
32	SINDHUDURG	1	4	0	53	1	22
33	RATNAGIRI	0	42	0	115	1	88
34	THANE	0	993	1	271	0	157
	Total	2619	38907	740	79516	843	31347

प्रधानमंत्री आवास योजना ग्रामीण - Delayed Houses

■ पहिला हप्ता मिळाल्यानंतर १२ महिने उलटूनही अपूर्ण घरकुले
 ■ पहिला हप्ता मिळाल्यानंतर १८ महिने उलटूनही अपूर्ण घरकुले
 ■ पहिला हप्ता मिळाल्यानंतर १० दिवसानंतरही दुसरा हप्ता न मिळालेली घरकुले
 ■ दुसरा हप्ता मिळाल्यानंतर १० दिवसानंतरही तिसरा हप्ता न मिळालेली घरकुले
 ■ तिसरा हप्ता मिळाल्यानंतर १० दिवसानंतरही अपूर्ण घरांची संख्या

जिल्हा	पहिला हप्ता मिळाल्यानंतर १२ महिने उलटूनही अपूर्ण घरकुले	पहिला हप्ता मिळाल्यानंतर १८ महिने उलटूनही अपूर्ण घरकुले	पहिला हप्ता मिळाल्यानंतर १० दिवसानंतरही दुसरा हप्ता न मिळालेली घरकुले	दुसरा हप्ता मिळाल्यानंतर १० दिवसानंतरही तिसरा हप्ता न मिळालेली घरकुले	तिसरा हप्ता मिळाल्यानंतर १० दिवसानंतरही अपूर्ण घरांची संख्या
AHMEDNAGAR	2627	1539	3043	1663	34
AKOLA	4069	3143	3599	1042	629
AMRAVATI	7387	4966	6883	1691	1110
AURANGABAD	3534	2098	4417	1394	678
BEED	4742	1774	6211	2256	584
BHANDARA	7676	4427	4155	1069	2719
BULDHANA	3712	1909	4190	1383	821
CHANDRAPUR	3570	1791	3078	955	659
DHULE	8865	3924	5720	2567	1908
GADCHIROLI	4212	2228	2009	1388	1299
GONDIA	1840	1505	2861	1417	195
HINGOLI	1922	641	2443	803	154
JALGAON	9698	6290	10607	2448	641
JALNA	2527	1009	3117	1673	424
KOLHAPUR	1950	625	1816	565	151
LATUR	1301	651	3157	877	93
NAGPUR	3207	2176	2490	846	657
NANDED	11815	8272	15133	3299	395
NANDURBAR	15335	9839	7218	5613	6162
NASHIK	7486	3365	4721	2348	1649
OSMANABAD	1953	561	1574	2408	12
PALGHAR	1715	565	1296	787	1146
PARBHANI	1238	665	4048	1296	110
PUNE	2555	1621	1898	690	597
RAIGAD	693	325	427	279	167
RATNAGIRI	345	29	260	195	132
SANGLI	3203	2051	2839	797	342
SATARA	670	259	614	386	244
SINDDHURG	145	56	140	105	32
SOLAPUR	5501	4263	5212	1479	704
THANE	742	172	443	225	302
WARDHA	1152	660	954	506	222
WASHIM	1440	760	2199	1089	54
YAVATMAL	7563	3946	6365	2455	1995